



Number of insurers

6

Insurance companies

Life: ●●
Non-life: ●●●●

11

Foreign insurance companies' branches

Life: ●●●●
Non-life: ●●●●●●●●



Investment portfolio (Insurance companies)

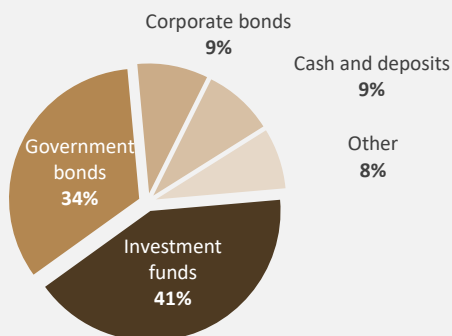
Total investments

€1.3 bln

Compared to Q4 2021

-8.09% ↓

Change in the investment value



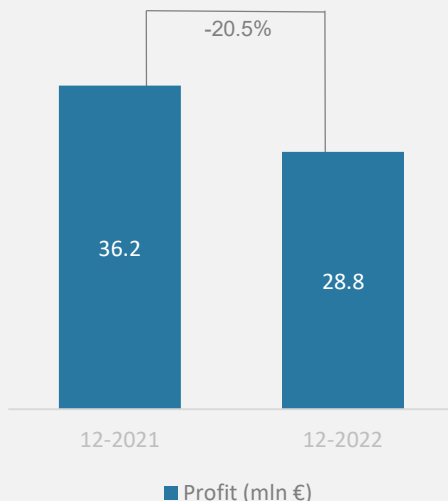
Solvency and Profitability (Insurance companies)

Profit

€29 mln

Solvency ratio* **172%**

Return on assets (ROA) **2.0%**



Premiums written (Insurance companies and branches)

Gross premiums written (total)

€1000 mln

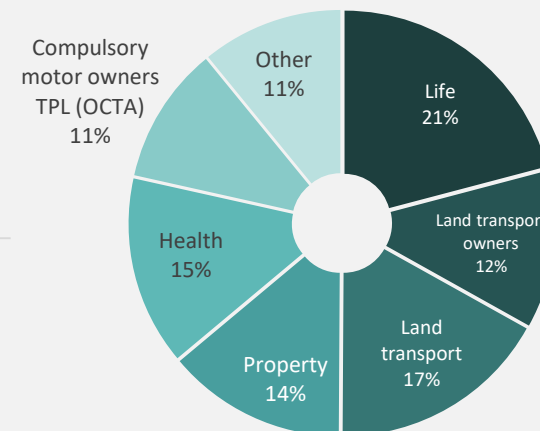
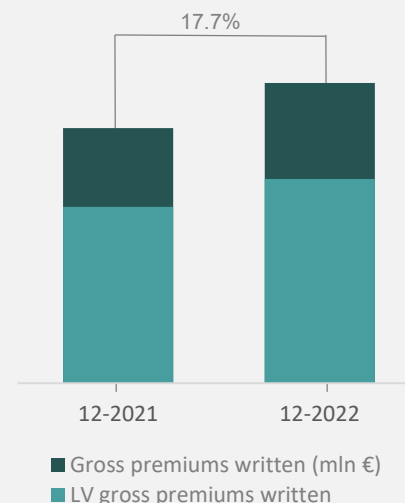
LV gross premiums written

€680 mln

Compared to Q4 2021

15.9% ↑

LV gross premiums written



Claims paid (Insurance companies and branches)

Total claims paid

€645 mln

LV claims paid

€435 mln

Compared to Q4 2021

23.0% ↑

LV claims paid

