

REGULATED MARKET

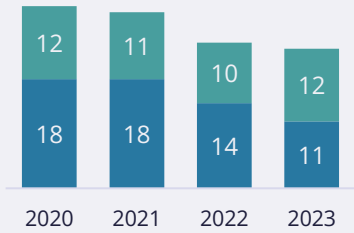


Issuers

23 ↓ -1

12 bond issuers

11 share issuers



Capitalisation

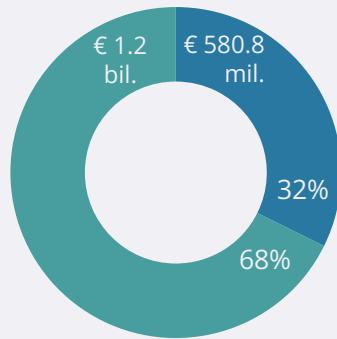
€ 1.79 bil.

In comparison to 2022

-18.3% ↓

shares -4.6%

bonds -23.6%



Turnover

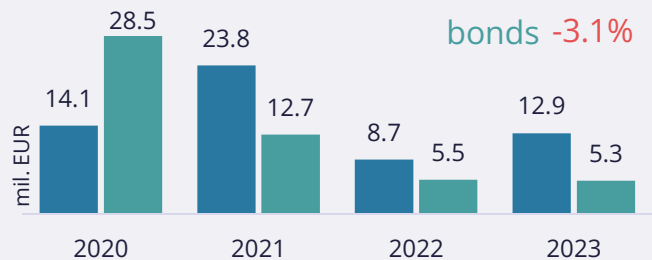
€ 18.2 mil.

In comparison to 2022

+28.7% ↑

shares +48.8%

bonds -3.1%



ALTERNATIVE MARKET



Capitalisation to GDP

1.8%

shares

3.6%

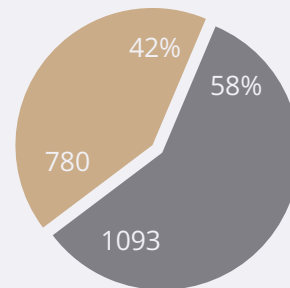
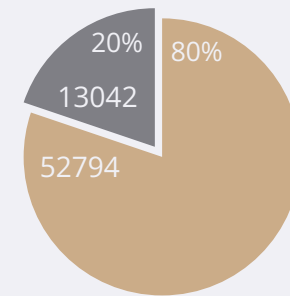
bonds



Number of trades

shares

bonds

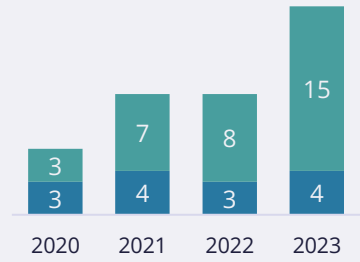


■ Regulated market ■ Alternative market

19 ↑ +8

15 bond issuers

4 share issuers



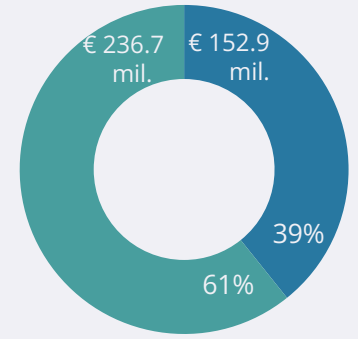
€ 389.5 mil.

In comparison to 2022

+75.1% ↑

shares +19.0%

bonds +151.8%



€ 17.4 mil.

In comparison to 2022

+335.4% ↑

shares -24.8%

bonds +11.1x

